

ML1818



The **Harbach Positioning** standard duty series of Column & Boom Manipulators are specifically designed and built to withstand the harsh and rugged environments expected in the welding industry. It includes the following features:

- A slewing ring for column mounting, thereby providing a smooth 360° lockable rotation.
- All vertical and horizontal rails are precisely machined in single runs giving unsurpassed smooth and steady travel
- Non powered boom arm travel via easy glide manual hand wheel adjustment
- Motorized vertical travel via AC motor complete with brake for added safety
- High tensile roller chain used for vertical travel with the addition of a counter balance system provides smooth effortless vertical travel
- IP 55 control box and low voltage pendant control station
- Standard safety feature includes anti-fall device and limit switches for all functions
- Internally trunked cabling

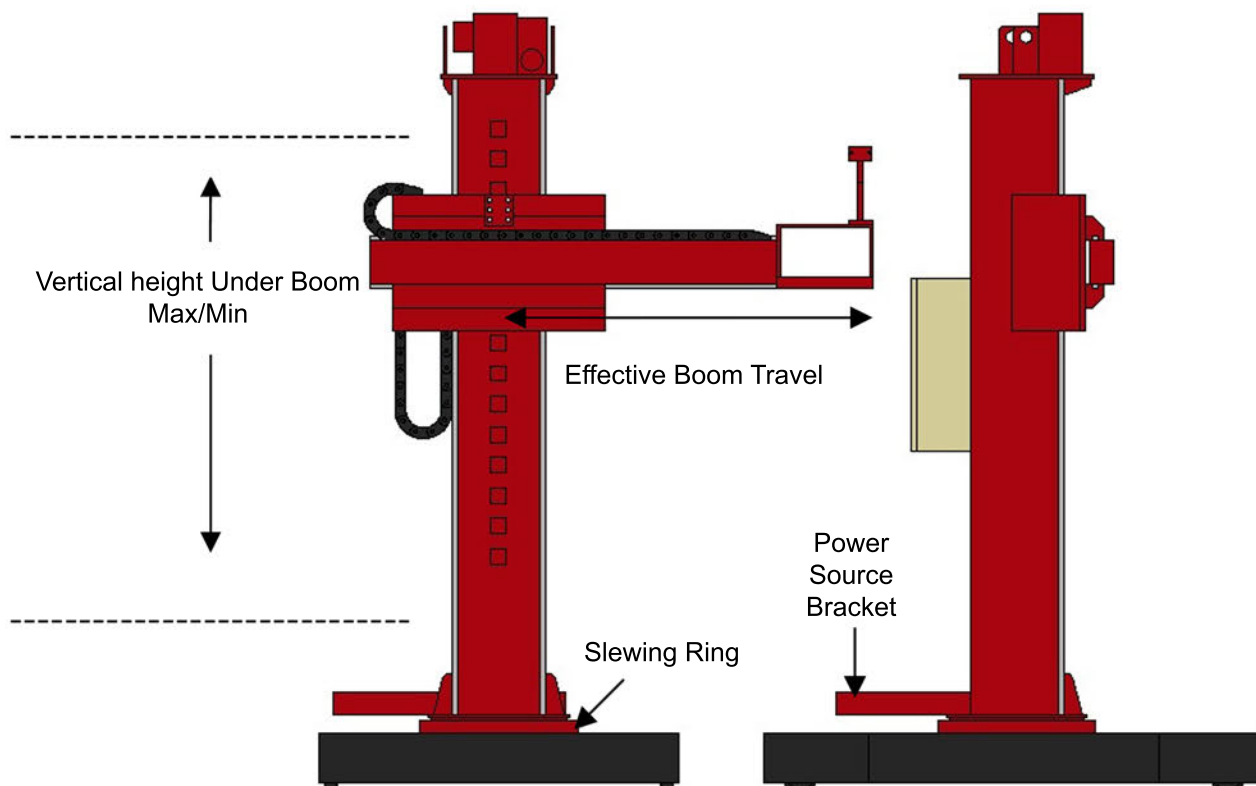
Light Duty Harbach Positioning Series

### ML1818

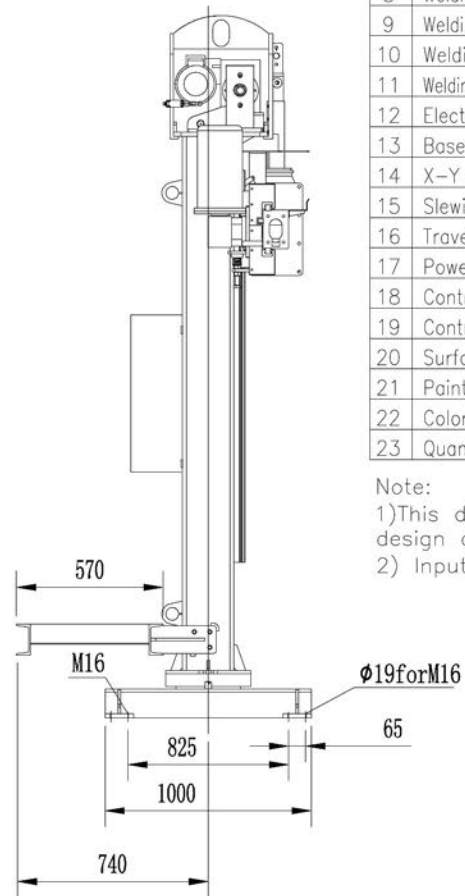
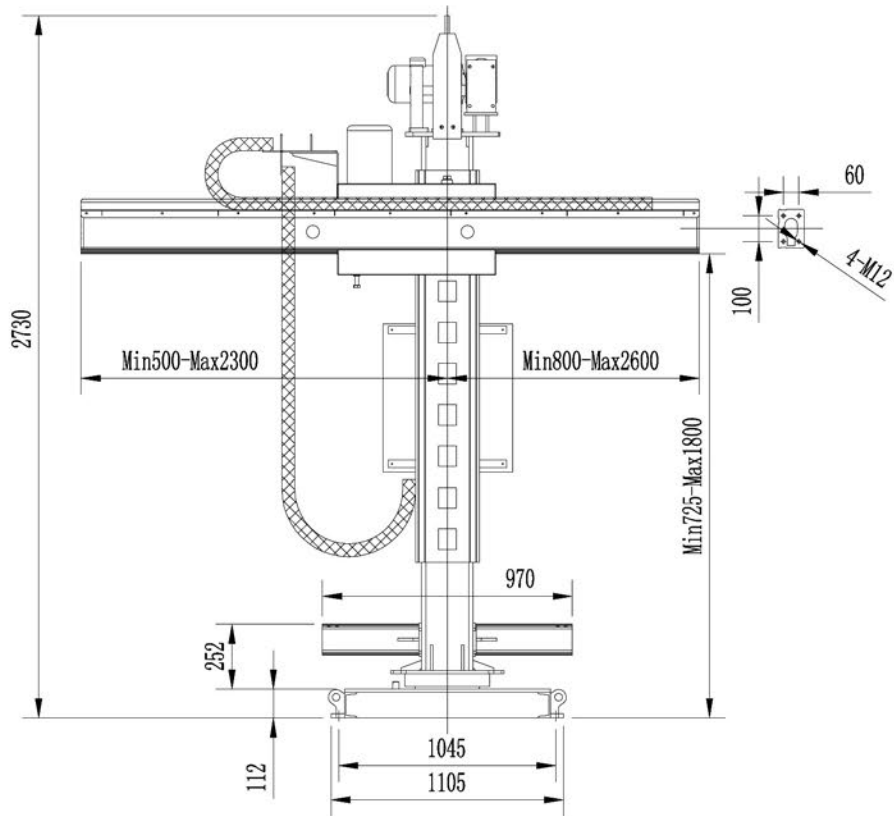
#### Optional features include:

- Travel car, manual can be fitted for rail mounting
- X-Y slide, manual or motorized, operated via the same pendant station
- Welding power source & wire feeder controller system

All Column & Boom Manipulators are grit blasted to SA2.5 and two coats of zinc phosphate paint followed by one coat of polyurethane paint work will ensure that your investment provides you with many years of uninterrupted service.



#### Light Duty Harbach Positioning Series



1	Model	ML1818-FM-WE
2	Payload	100kg at 300mm from the front end of the boom
3	Vertical Speed	580 mm/min at 50Hz, 0.37KW c/w Brake
4	Boom Speed	Manual
5	Travel Speed	NA
6	Max. Under Boom Height	1800mm
7	Effective Boom Travel	1800mm
8	Welding controller/Feeder	N.A.
9	Welding controller bracket	N.A.
10	Welding Power Source	N.A.
11	Welding Power Source Skid	Yes
12	Electrical Panel	Yes
13	Base type	Floor mounted fixed base
14	X-Y Slide	NA
15	Slewing Feature	Yes. Manual +/-180°
16	Travelcar Rail GG	N.A.
17	Power Supply	380/400/415V-3P-50Hz or 440/460/480V-3P-60Hz
18	Control Voltage	24Vac
19	Control Means	Via Push Button Pendant c/w 6m Cable
20	Surface Preparation	Gritblast to SA2.5
21	Painting	Powder Coating
22	Color	RAL3003 Red & RAL9005 Black for fixed base
23	Quantity	1 unit

Note:

- 1) This drawing is for illustration only and subjected to final design and site confirmation.
- 2) Input terminals are wired for 400V by default.

ALL DIMENSIONS IN MM, UNLESS OTHERWISE SPECIFIED.



CUSTOMER APPROVAL:

DATE:

CHECKED BY:

DATE:

DRAWN BY: IC

DATE: 09-02-2011

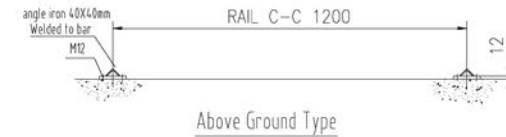
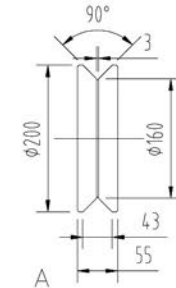
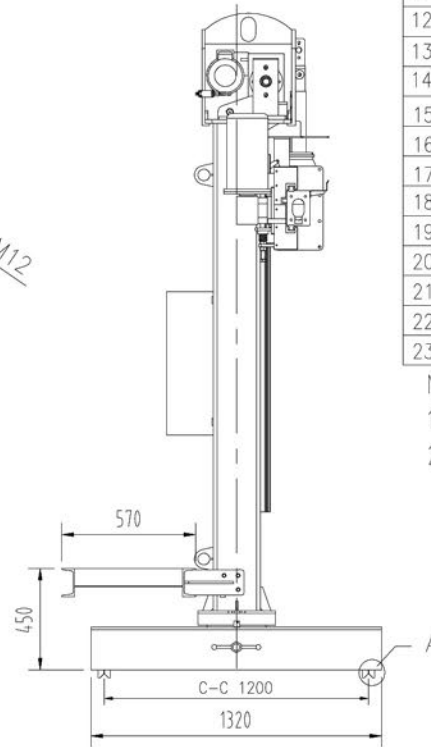
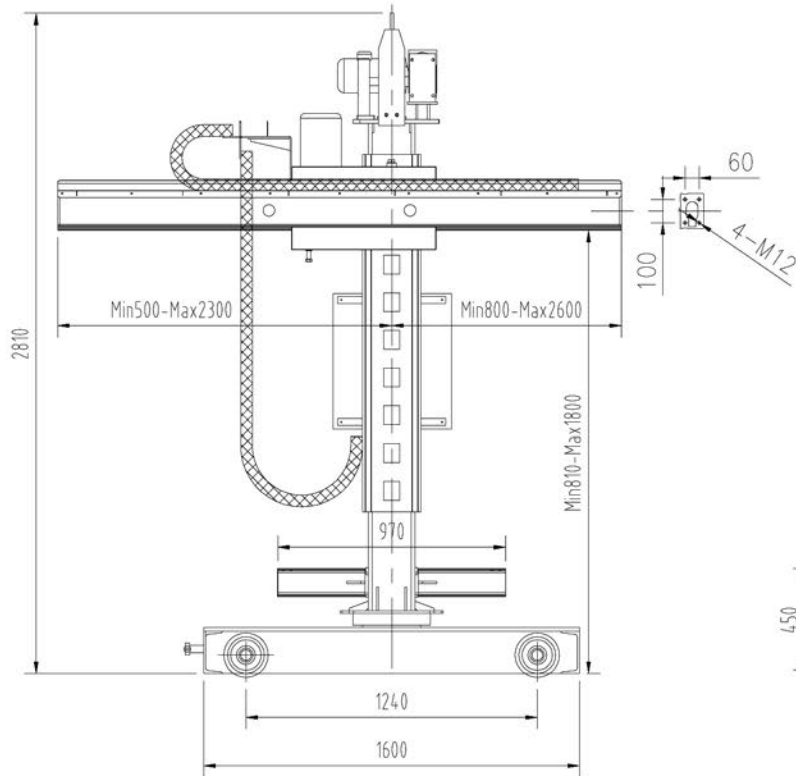
REV / DATE	DESCRIPTION	EDIT BY	REMARKS
CUSTOMER:			
DRAWING NAME: Light-duty Manipulator		SCALE: N.T.S.	
DRAWING NO.: ML1818-FM-WE-DC		REV: 0	
THE ORIGINAL AND ALL COPIES OF THIS DOCUMENT TOGETHER WITH THE COPYRIGHT THEREOF ARE THE SOLE PROPERTY OF HARBACH MARKETING, INC. DESIGN AND SPECIFICATIONS ARE SUBJECT TO CHANGE WITHOUT PRIOR NOTICE.			
			SHEET: 1 OF 1

## Specification for Manipulator

1	Model	ML1818-MT1200-WE-DC
2	Payload	100kg at 300mm from the front end of the boom
3	Vertical Speed	Max. 580mm/min 0.37 kw at 50Hz with brake
6	Boom Speed	317 to 3170 mm/min 0.37kw at 5 to 50Hz With Force Cooling
7	Max.Under Boom Height	1800mm
8	Effective Boom Travel	1800mm
9	Welding Controller/Feeder	N.A.
10	Welding Controller Bracket	N.A.
11	Welding Powersource/Brand	N.A.
12	Welding Powersource Skid	Yes
13	Electrical Panel	YES
14	Slewing Feature	Yes,Manual on slew ring
15	Power Supply	380/400/415V-3P-50Hz or 440/460/480V-3P-60Hz
16	Control Voltage	24V AC
17	Control Means	Via push button pendant on 6m cable
18	Travelcar	Yes.Manual push trolley
19	Travelcar Rail G-G	1200mm
20	Surface Preparation	Gritblast to SA2.5
21	Painting	Powder coating
22	Color	RAL3003 Red & RAL9005 Black for travelcar only
23	Qty	1 unit

Note : :

- 1) Input terminals are wired for 400V by default.
- 2) This drawing is accurate at time of preparation and may be subjected to final design.



ALL DIMENSIONS IN MM, UNLESS OTHERWISE SPECIFIED.

REV	DATE	DESCRIPTION	EDIT BY	REMARKS	SCALE
CUSTOMER:					N.T.S.
DRAWING NAME: Manipulator 1.8x1.8 on Manual travelcar					
DRAWING NO: ML1818-MT1200-WE-DC					REVISION
					0
THE ORIGINAL AND ALL COPIES OF THIS DOCUMENT TOGETHER WITH THE COPYRIGHT THEREOF ARE THE SOLE PROPERTY OF HARBACH MARKETING, INC. DESIGN AND SPECIFICATIONS ARE SUBJECT TO CHANGE WITHOUT PRIOR NOTICE.					SHEET: 1 OF 1

CUSTOMER APPROVAL

CHECKED BY:

DRAWN BY: IC



31-08-2011